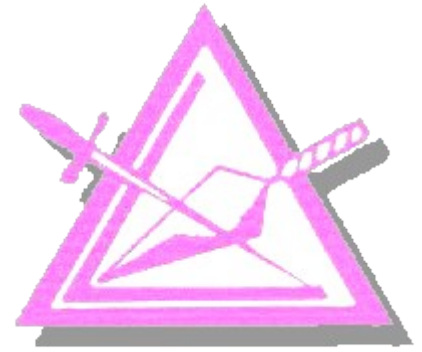


Grand Council of Kentucky Royal and Select Masters Lecture Program

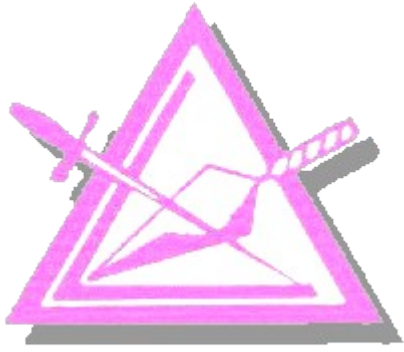


The Lecture Program is designed to increase knowledge for all Companions. By reviewing these Lectures, you and your Council will be better prepared to answer questions and do the work necessary to help your Companions complete the Degrees.

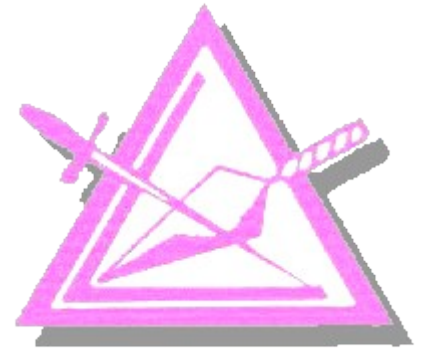
The first Lecture starts on the month following your inspection night and ends on your inspection night for a total of 12 months. The Lectures may be given once a month or however your Council prefers.

Lectures given must be recorded in the minutes and list who gave the Lecture, what Lecture was given and who participated in the Lecture. Lectures cannot be counted as Educational Talks.

If you would like to see another topic added to the Lecture Program, have one removed or change the topic, then place your suggestion in the comments section of your Council's inspection report. It will take time to put this program in place and we need your help to make this program a success. Only when we educate ourselves, we will be able to mentor a new Companion.



Grand Council of Kentucky Royal and Select Masters Lecture Program



- 1) Practice & Discuss the Protocol for the Reception of Distinguished Guests
- 2) Discuss Cryptic Mason Manual and Mentor Manual
- 3) Discuss Super Excellent Master Degree (i.e. People Involved, Date occurred, etc.)
- 4) Discuss requirements of Illustrious Master Proficiency and Grip of the Broken Triangle
- 5) Discuss Synopsis of the Degrees
- 6) Practice & Discuss Opening and Closing of the Council (must discuss a, b, c, & d)
 - a) Discuss and Practice Signs Given
 - b) Discuss what Paraphernalia is needed and where it is located
 - c) Discuss Floor work involved in the Opening and Closing
 - d) Discuss the proper placement of paraphernalia on the Altar.

Royal Master Degree

- 7) Discuss Paraphernalia required and its location
- 8) Discuss Floor Work
- 9) Practice & Discuss both sections of the Royal Master Degree (including History)

Select Master Degree

- 10) Discuss Paraphernalia required and its location
- 11) Discuss Floor Work
- 12) Practice & Discuss both sections of the Select Master Degree (including History & Apron)